


ST. MARY'S COUNTY GOVERNMENT

COMMISSIONERS OF  
ST. MARY'S COUNTY



James R. Guy, President  
Michael L. Hewitt, Commissioner  
Tom Jarboe, Commissioner  
Todd B. Morgan, Commissioner  
John E. O'Connor, Commissioner

February 27, 2017

**Copy for  
George Sparling**

The Honorable Larry Hogan  
Governor  
100 State Circle  
Annapolis, MD 24101-1925

RE: Chapter 36/HB 1013 MD Open Transportation Investment Decision Act of 2016


Dear Governor Hogan,


The Commissioners of St. Mary's County strongly support any and all efforts to fully and immediately repeal the transportation scoring bill, HB 1013, known as the "Road Kill Bill".

Per the Project Scoring Data for St. Mary's County (attached), we are to receive zero State funding for necessary road projects within our County. This scoring system is deeply flawed and not an equitable division of funding to keep St. Mary's County infrastructure safe for our citizens.

We stand with you against the Road Kill Bill.


Sincerely,  
COMMISSIONERS  
OF ST. MARY'S COUNTY

  
James R. Guy, President

  
Michael L. Hewitt, Commissioner

  
Tom Jarboe, Commissioner

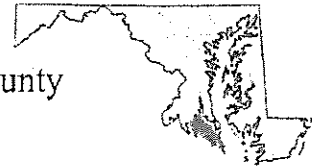
  
Todd B. Morgan, Commissioner

  
John E. O'Connor, Commissioner

Attachment  
CSMC/cf  
T:consent/2017/61

Cc: Senator Steven Waugh  
Delegate Deborah Rey  
Delegate Gerald Clark  
Delegate Matthew Morgan  
Dr. Rebecca Bridgett

**Maryland Open Transportation Investment Act of 2016**  
**(Chapter 36/HB 1013) – Project Scoring Data for St. Mary’s County**



County	Project	Agency	Ranking (Out of 73)*	Total Est. Cost (in millions)
St. Mary's	MD 5 - Intersection Abell/Moakley Roads	SHA	48	\$13.7
St. Mary's	MD 5 - Intersection, bridge & drainage improvements at MD 246 & 471	SHA	50	\$76.4
St. Mary's	MD 4 - Thomas Johnson Bridge replacement	SHA	54	\$77.5
St. Mary's	MD 5 - Widen Camp Brown Road/Park	SHA	73	\$19.6

*\*In order to comply with the goals and measures for the project-based scoring system required under Chapter 36 and based on the project rankings completed by the Maryland Department of Transportation (MDOT), only the top 7 ranked projects are able to be funded. Some projects in the top 7 flow between 2 counties.*

**Total Funding in the FY2017-FY2022 CTP: \$14,400,000,000**  
**Total Available Funding for Capacity Projects: \$917,137,000**


- Amount to be allocated to St. Mary’s County out of the \$917 million

**\$0**

- Number of St. Mary’s County capacity projects supported by the Chapter 36 scoring system

**0/7**

**Percent of Capacity Projects Funded out of the Top 7 ranked**



■ % Funded Capacity Projects  
 □ Remaining Funded Capacity Projects